





Quotation for Bathroom Cabinet Catalogue-2016


HB5044	Item	Description	Product Size			Assembled (mm)				
			L*W*H (mm)	L*W*H	CBM	40HC				
	Mirror	a) 18mm MDF,E1 Certification; b) PU Cream lacquer; c) 4mm silver mirror, wall hung design with a bottom shelf.	1200	800	150	1250	850	200	0.213	75
	Ceramic Basin	Ceramic basin with 1 tap-hole	1200	460	180	1250	510	230	0.147	
	Bath Cabinet	a) 18mm MDF and 16mm Flakeboard,E1 Certification; b) PU cream lacquer; c) Chromed round handles,four drawers with soft close rails, with two doors d) floor standing design,plywood back brace, with screws;	1180	455	830	1230	505	880	0.547	
	Total:								0.9057	


HB5043	Item	Description	Product Size			Assembled (mm)				
			L*W*H (mm)	L*W*H	CBM	40HC				
	Mirror	a) 18mm MDF,E1 Certification; b) PU cream lacquer; c) 4mm silver mirror, wall hung design with a bottom shelf.	1000	800	150	1050	850	200	0.179	89
	Ceramic Basin	Ceramic basin with 1 tap-hole	1000	460	180	1050	510	230	0.123	
	Bath Cabinet	a) 18mm MDF and 16mm Flakeboard,E1 Certification; b) PU cream lacquer; c) Chromed handle,two drawers with soft close rail with two doors d) floor standing design,plywood back brace, with screws;	985	455	830	1035	505	880	0.460	
	Total:								0.7616	


HB5041	Item	Description	Product Size			Assembled (mm)				
			L*W*H (mm)	L*W*H	CBM	40HC				
	Mirror Cabinet	a) 18mm MDF,E1 Certification; b) PU cream lacquer; c) 4mm silver mirror, wall hung design with a bottom shelf.	600	150	800	650	200	850	0.111	144
	Ceramic Basin	Ceramic basin with 1 tap-hole	600	460	180	650	510	230	0.076	
	Bath Cabinet	a) 18mm MDF and 16mm Flakeboard,E1 Certification; b) PU cream lacquer; c) Round handle,two doors with soft close hinges. d) Floor standing,plywood back brace, with screws;	592	455	830	642	505	880	0.285	
	Total:								0.4720	


HB5032	Item	Description	Product Size			Assembled (mm)				
			L*W*H (mm)	L*W*H	Total (m <sup>3</sup> )	40HC				
	Mirror	a) 18mm MDF and 16mm Flakeboard,E1 Certification; b) PU High gloss white lacquer; c) 4mm silver mirror, wall hung design;	500	23	750	550	73	800	0.032	73
	Ceramic Basin	Ceramic basin with 1 tap-hole	800	460	180	850	510	230	0.100	
	Bath Cabinet (Two doors)	a) 18mm MDF and 16mm Flakeboard,E1 Certification; b)PU MATT Blue lacquer ,two doors with one shelf inside	780	450	820	830	500	870	0.361	
	Side Cabinet (Three drawers)	a) 18mm MDF and 16mm Flakeboard,E1 Certification; b)PU MATT Blue lacquer ,Three drawers	400	350	820	450	400	870	0.157	
	Side Cabinet (Two drawers one door)	a) 18mm MDF and 16mm Flakeboard,E1 Certification; b) PU MATT Blue lacquer ,Two drawers with one door	450	350	1350	500	400	1400	0.280	
Total:								0.9295		


HB5033	Item	Description	Product Size			Assembled (mm)			
--------	------	-------------	--------------	--	--	----------------	--	--	--

HB5033-1	Item	Description	Product Size			Assembled (mm)			Total (m <sup>3</sup> )	40HC
			L*W*H (mm)			L*W*H				
	Mirror	a) 18mm MDF and 16mm Flakebaord,E1 Certification;	500	23	750	550	73	800	0.032	135
	Ceramic Basin	ceramic basin with 1 tap-hole	600	460	180	650	510	230	0.076	
	Bath Cabinet (Two doors)	a) 18mm MDF and 16mm Flakebaord,E1 Certification; b)PU MATT Blue lacquer ,two doors with one shelf inside	580	450	820	630	500	870	0.274	
	Cistern Cabinet	a) 18mm MDF and 16mm Flakebaord,E1 Certification; b)PU MATT Blue lacquer without handle; c)Floor standing with kickboard design;	500	200	820	550	250	870	0.120	
Total:									0.5020	


HB5048	Description	Description	Product Size			Assembled (mm)			CBM	40HC
			L*W*H (mm)			L*W*H				
	Mirror Board	a) 18mm MDF and 16mm Flakebaord,E1 Certification; b) PVC grain of wood color ; c) 4mm silver mirror.	600	150	800	650	200	850	0.111	135
	Resin Basin	Resin basin with 1 tap-hole	600	465	180	650	515	230	0.077	
	Bath Cabinet	a) 18mm MDF and 16mm Flakebaord,E1 Certification; b)Metal handle, two drawers with soft closing damping rails. c)PVC grain of wood color; d) floor standing with kickboard design;	595	450	800	645	500	850	0.274	
	Total:									


HB5049	Description	Description	Product Size			Assembled (mm)			CBM	40HC
			L*W*H (mm)			L*W*H				
	Mirror Board	a) 18mm MDF and 16mm Flakebaord,E1 Certification; b) PVC grain of wood color ;	600	150	800	650	200	850	0.111	202
	Resin Basin	Resin basin with 1 tap-hole	600	465	180	650	515	230	0.077	
	Bath Cabinet	a) 18mm MDF and 16mm Flakebaord,E1 Certification; b)Metal handle,one drawer with soft closing damping rails. c)PVC grain of wood color; d) Wallhung design.	595	450	410	645	500	460	0.148	
	Total:									


HB5052	Description	Description	Product Size			Assembled (mm)			CBM	40HC
			L*W*H (mm)			L*W*H				
	Mirror	a) 18mm MDF and 16mm Flakebaord,E1 Certification; b) PVC grain of wood color with 4mm silver mirror.	800	30	700	850	80	750	0.051	118
	Ceramic Basin	Ceramic basin with 1 tap-hole	800	465	180	850	515	230	0.101	
	Bath Cabinet (Two drawers)	a) 18mm MDF and 16mm Flakebaord,E1 Certification; b) PVC grain of wood color; c)Metal handels with two drawers with soft closing damping rails. d) wall mounted design;	790	455	540	840	505	590	0.250	
	Side Cabinet (Two doors)	a) 18mm MDF and 16mm Flakebaord,E1 Certification; b) PVC grain of wood color; c)Side Cabinet: Metal handels with two doors . d) wall mounted design;	300	350	1200	350	400	1250	0.175	
Total:									0.5770	


HB5054	Description	Description	Product Size			Assembled (mm)			CBM	40HC
			L*W*H (mm)			L*W*H				
	Mirror board	a) 18mm MDF and 16mm Flakebaord,E1 Certification; b) PVC grain of wood color ; c) 4mm silver mirror.	800	20	800	840	60	840	0.042	184
	Resin Basin	Resin basin with 1 tap-hole	800	465	180	840	505	220	0.093	
	Bath Cabinet	a) 18mm MDF and 16mm Flakebaord,E1 Certification; b)Metal handles with two drawers,damping softclosing rails. c)PVC grain of wood color; d) wall mounted design;	790	455	540	830	495	570	0.234	
	Total:									


HB5055	Description	Description	Product Size			Assembled (mm)			CBM	40HC
			L*W*H (mm)			L*W*H				


HB5905	Description	Description	L*W*H (mm)			L*W*H			CBM	40HC
	Mirror	4MM silver mirror	600	600	20	650	650	70	0.030	156
	Resin Basin	Resin basin with one hole	600	420	180	650	470	230	0.070	
	Bath Cabinet	a) 16mm MDF,E1 Certification; b) two drawers with soft closing damping rails.Top drawer with U shape c) PU High gloss black lacquer; d) inbuild handles e) Wallhung design.	590	410	500	640	460	550	0.162	
	Side Cabinet	a) 16mm MDF,E1 Certification; b) Two doors with softclosing hinges. c) PU High gloss black lacquer; d) inbuild handles e) Wallhung design.	350	300	1200	400	350	1250	0.175	
	Total:								0.4368	


HB5906	Description	Description	Product Size			Assembled (mm)			CBM	40HC
			L*W*H (mm)			L*W*H				
	Mirror	4MM silver mirror	600	600	20	650	650	70	0.030	260
	Ceramic Basin	Ceramic basin with one hole	600	420	180	650	470	230	0.070	
	Bath Cabinet	a) 16mm MDF,E1 Certification; b) two drawers with soft closing concealing rails.Top drawer with U shape c) PU High gloss white lacquer; d) inbuild handles e) Wallhung design.	590	410	500	640	460	550	0.162	
	Side Cabinet	a) 16mm MDF,E1 Certification; b)One door with softclosing hinges,four shelves. c) PU High gloss white lacquer; d) inbuild handles e) Wallhung design.	300	300	1200	350	350	1250	0.153	
	Total:								0.2618	


HB5907	Description	Description	Product Size			Assembled (mm)			CBM	40HC
			L*W*H (mm)			L*W*H				
	Mirror	4MM silver mirror with two lights on side.	600	600	30	650	650	80	0.034	231
	Ceramic basin	ceramic basin with 1 tap-hole	600	460	180	650	510	230	0.076	
	Bath Cabinet	a) 18mm MDF and 16mm Flakeboard,E1 Certification; b)Wall hung cabinet c)PU High gloss white lacquer; d)Two drawers with softclosing damping rails.U shape plastic in the top drawer.	570	445	550	620	495	600	0.184	
	Total:								0.2942	


HB2105	Description	Description	Product Size			Assembled (mm)			CBM	40HC
			L*W*H (mm)			L*W*H				
	Mirror	a) 18mm MDF and 16mm Flakeboard,E1 Certification; b) High gloss white lacquer with one bottom shelf. c) 4mm silver mirror with one light on the top.	650	165	750	700	215	800	0.120	62
	Ceramic Basin	ceramic basin with 1 tap-hole	650	460	200	700	510	250	0.089	
	Bath Cabinet	a) 18mm MDF and 16mm Flakeboard,E1 Certification; b) PU High gloss white lacquer; c) 96mm hole distance chromed metal handle, 2 doors with soft closing hinges; d) floor standing with kickboard design;	620	300	780	670	350	830	0.195	
	3 Drawers	a) 18mm MDF and 16mm Flakeboard,E1 Certification; b) PU High gloss white lacquer; c) 96mm hole distance chromed metal handle, 3 drawers with common rail;	300	300	780	350	350	830	0.102	
	Cistern Cabinet	a) 18mm MDF and 16mm Flakeboard,E1 Certification; b) PU High gloss white lacquer; c) without handle; d) floor standing with kickboard design;	500	300	780	550	350	830	0.160	
	Ceramic Toilet	Ceramic Toilet with softcloising cover	390	350	500	440	400	550	0.097	
	Cistern	Plastic cistern	400	200	500	450	250	550	0.062	
	Tall Cabinet (2 open doors)	a) 18mm MDF and 16mm Flakeboard,E1 Certification; b) PU High gloss white lacquer; c) 96mm hole distance chromed metal handle, 2 doors with soft closing hinges; d) floor standing with kickboard design;	350	300	1900	400	350	1950	0.273	
	Total:								1.0974	


HB5908-2	Description	Description	Product Size			Assembled (mm)				40HC
			L*W*H (mm)	L*W*H	CBM					
	Mirror	4MM silver mirror with two lights on side.	600	600	30	650	650	80	0.034	238
	Ceramic Basin	ceramic basin with 1 tap-hole	600	460	180	650	510	230	0.076	
	Bath Cabinet	a) 18mm MDF and 16mm Flakeboard,E1 Certification; b)wall hung cabinet c)PU High gloss white lacquer with metal handlers. d)Two drawers with soft closing rails.U shape plastic in the top drawer.	590	450	500	640	500	550	0.176	
	Total:								0.2860	


HB2105-750	Description	Description	Product Size			Assembled (mm)				40HC
			L*W*H (mm)	L*W*H	CBM					
	Mirror Cabinet	a) 18mm MDF and 16mm Flakeboard,E1 Certification; b) PU High gloss white lacquer; c) 4mm silver mirror with two lights on the top and one cabinet on the right.	750	165	750	780	195	780	0.119	160
	Ceramic Basin	ceramic basin with 1 tap-hole	750	460	200	780	490	230	0.088	
	Bath Cabinet	a) 18mm MDF and 16mm Flakeboard,E1 Certification; b) PU High gloss white lacquer; c) 96mm hole distance chromed metal handle, 3 doors with soft closing hinges and 2 drawers with common rail; d) floor standing with kickboard design;	720	330	780	750	360	810	0.219	
	Total:								0.4252	


HB5030-white and green/black	Item	Description	Product Size			Assembled (mm)				40HC
			L*W*H (mm)	L*W*H	CBM					
	Mirror	a) 18mm MDF and 16mm Flakeboard,E1 Certification; b) PU High gloss white and green/black lacquer; c) 4mm silver mirror with two doors. CE certificaion, wall hung design;	800	145	700	830	175	730	0.106	134
	Ceramic Basin	ceramic basin with 1 tap-hole	800	465	180	830	495	210	0.086	
	Bath Cabinet	a) 18mm MDF and 16mm Flakeboard,E1 Certification; b)include handle, two drawers with TOP U shape plastic c)PU High gloss white and green/Black lacquer; d) floor standing with four solid wood legs.	765	450	800	795	480	830	0.317	
	Total:								0.5090	


HB5901	Item	Description	Product Size			Assembled (mm)				40HC
			L*W*H (mm)	L*W*H	CBM					
	Mirror	4MM silver mirror	1200	600	20	1230	630	50	0.039	152
	Ceramic Basin	Ceramic basin with one hole	1200	500	180	1230	530	210	0.137	
	Bath Cabinet	a) 18mm MDF and 16mm Flakeboard,E1 Certification; b)include handle,one drawer with plastic U shape.Curved door. c)PU High gloss white lacquer; d) wallhung design.	1185	490	400	1215	520	430	0.272	
	Total:								0.4473	


HB5903	Item	Description	Product Size			Assembled (mm)				40HC
			L*W*H (mm)	L*W*H	CBM					
	Mirror	4MM silver mirror	1200	600	20	1230	630	50	0.039	141
	Resin Basin	double bowl resin basin with 2 tap-hole	1200	460	180	1230	490	210	0.127	
	Bath Cabinet (4 drawers)	a) 18mm MDF and 16mm Flakeboard,E1 Certification; b) PU High gloss white lacquer; c) inbuild handle,four drawers with soft closing rail, 2 top drawers with grey colour plastic U shape; d) wall hung unit design,plywood back brace, with screws;	1200	460	495	1230	490	525	0.316	
	Total:								0.4817	


LED6042	Item	Description	Product Size			Assembled (mm)				40HC
			L	W	H	L*W*H	CBM	40HC		
	Mirror Board	a)18mm MDF,E1 Certification; b) PU High gloss White lacquer; c) 4mm silver mirror, wall hung design;	600	750	18	630	780	48	0.024	265
	Ceramic Basin	ceramic basin with 1 tap-hole	600	420	400	630	450	430	0.122	
	Bath Cabinet	a) 16mm MDF,E1 Certification; b)One drawer with steel rail, have no U shape,with LED light; c)PU High gloss white lacquer; d) inbuild concealed handle	600	400	380	630	430	410	0.111	
	Total:								0.2566	


HB3205	Item	Description	Product Size			Assembled (mm)				40HC
			L	W	H	L*W*H	Total (m³)	40HC		
	Toilet Cabinet	a) 18mm MDF and 16mm Flakeboard,E1 Certification; b) PU High gloss white lacquer;	500	245	800	530	275	830	0.121	110
	Basin	Stone top with ceramic basin	1210	515	230	1240	545	260	0.176	
	Two doors Cabinet	a) 18mm MDF and 16mm Flakeboard,E1 Certification; b)wall hung cabinet c)PU High gloss white lacquer; d) floor standing with kickboard design;	700	505	800	730	535	830	0.324	
	Total:								0.6208	


HB5907-600	Item	Description	Product Size			Assembled (mm)				40HC
			L	W	H	L*W*H	CBM	40HC		
	Resin Basin	Resin basin with 1 tap-hole	600	400	180	650	450	230	0.067	141
	Cabinet	a) 18mm MDF and 16mm Flakeboard,E1 Certification; b) two drawers with rail, top drawer with U shape, c)PU High gloss white lacquer; d) inbuild concealed handle, floor standing design;	580	385	820	630	435	870	0.238	
	Side Cabinet	a) 18mm MDF and 16mm Flakeboard,E1 Certification; b)two doors with soft closing hinge , c) PU High gloss white lacquer; d) inbuild concealed handle,wall hung design;	350	300	1220	400	350	1270	0.178	
	Total:								0.4835	


HB5846	Item	Description	Product Size			Assembled (mm)				40HC
			L	W	H	L*W*H	CBM	40HC		
	Resin Basin	Resin basin with 1 tap-hole	600	460	180	650	510	230	0.076	184
	Cabinet	a) 18mm MDF and 16mm Flakeboard,E1 Certification; b)wall hung design cabinet. c)Walnut MFC with two drawers,Top drawer with U shape plastic. d)Softclosing rails with metal handles.	580	450	500	630	500	550	0.173	
	Side Cabinet	a) 18mm MDF and 16mm Flakeboard,E1 Certification; b)wall hung design cabinet. c)Walnut MFC with one door. d)Softclosing hinges with metal handles.	350	350	700	400	400	750	0.120	
	Total:								0.3695	


HB5904	Item	Description	Product Size			Assembled (mm)				40HC
			L	W	H	L*W*H	CBM	40HC		
	Mirror Board	4MM silver mirror	600	20	600	650	70	650	0.030	247
	Ceramic Basin	Ceramic basin with one hole.(Thin edge basin)	600	460	180	650	510	230	0.076	
	Bath Cabinet	a) 18mm MFC for the carcass and door; T-Handle. b) aluminium handle with three-segments rail; c)The Edge strip thickness is 1.2mm . d)The color of door and base vanity is the same.	590	450	480	640	500	530	0.170	
	Total:								0.2754	


HB3050-500	Item	Description	Product Size			Assembled (mm)				40HC
			L	W	H	L*W*H	CBM	40HC		
	Ceramic Basin	ceramic basin with 1 tap-hole without overflow	500	250	150	550	300	200	0.033	473
	Bath Cabinet	a) 18mm MDF and 16mm Flakeboard,E1 Certification; b)MFC with walnut color finish floorstanding design with kickboard. c)Two doors with softclosing hinges with metal handles,one shelf inside.	480	245	760	510	275	790	0.111	
	Total:								0.1438	


HB5908-1	Item	Description	Product Size			Assembled (mm)				40HC
			L*W*H (mm)	L*W*H			Total (m <sup>3</sup> )			
	Basin	Resin basin with 1 tap-hole	600	460	180	650	510	230	0.076	94
	Toilet	Ceramic Toilet with softclosing cover	530	370	390	580	420	440	0.107	
	Toilet Cabinet	a) 18mm MDF and 16mm Flakebaord,E1 Certification; b) PU High gloss white lacquer without handle;	500	300	780	550	350	830	0.160	
	Toilet Cabinet Cistern	Plastic cistern	400	250	700	450	300	750	0.101	
	Bath Cabinet (Two drawers)	a) 18mm MDF and 16mm Flakebaord,E1 Certification; b) two drawers with softclosing rails,metal handles, top drawer with U shape, c)PU High gloss white lacquer; d) Floorstanding with kickboard desgin.	590	450	820	640	500	870	0.278	
	Total:								0.7229	


HB5031-White	Item	Description	Product Size			Assembled (mm)				40HC
			L*W*H (mm)	L*W*H			CBM			
	Mirror Board	a)18mm MDF,E1 Certification; b) PU High gloss White lacquer; c) 4mm silver mirror, wall hung design;	800	18	750	840	58	790	0.038	142
	Ceramic Basin	ceramic basin with 1 tap-hole	810	465	180	850	500	220	0.094	
	Bath Cabinet	a) 18mm MDF, E1 Certification; b) PU High gloss white lacquer; c)One drawer with concealed rail,Drawer with grey colour plastic U shape; d) Floorstanding with four solid wood legs.	774	455	820	810	500	860	0.348	
	Total:								0.4803	


HB5031-Black	Item	Description	Product Size			Assembled (mm)				40HC
			L*W*H (mm)	L*W*H			CBM			
	Mirror Board	a)18mm MDF,E1 Certification; b) PU High gloss black lacquer; c) 4mm silver mirror, wall hung design;	800	18	750	840	58	790	0.038	142
	Ceramic Basin	ceramic basin with 1 tap-hole	810	465	180	850	500	220	0.094	
	Bath Cabinet	a) 18mm MDF, E1 Certification; b) PU High gloss black lacquer; c)One drawer with concealed rail,Drawer with grey colour plastic U shape; d) Floorstanding with four solid wood legs.	774	455	820	810	500	860	0.348	
	Total:								0.4803	


HB3302	Item	Description	Product Size			Assembled (mm)				40HC
			L*W*H (mm)	L*W*H			CBM			
	Ceramic Basin	ceramic basin with 1 tap-hole	650	460	200	700	510	250	0.089	259
	Cabinet	a) 18mm MDF and 16mm Flakebaord,E1 Certification; b) PU High gloss white lacquer; c)Round chromed metal handle, 3 doors with soft closing hinges and 2 drawers with common rail; d) floor standing with solid wood legs.	620	300	780	650	330	810	0.174	
	Total:								0.2630	


HB3501	Item	Description	Product Size			Assembled (mm)				40HC
			L*W*H (mm)	L*W*H			CBM			
	Ceramic Basin	ceramic basin with 1 tap-hole	480	245	150	530	295	200	0.031	483
	Bath Cabinet	a) 18mm MDF and 16mm Flakebaord,E1 Certification; b) PU High gloss white lacquer; c) 96mm hole distancde chromed metal handle, two doors with soft closing rail; d) floor standing with kickboard design;	480	235	780	510	265	810	0.109	
	Total:								0.1407	


HB6107-900	Item	Description	Product Size			Assembled (mm)				
			L*W*H (mm)			L*W*H			CBM	40HC
	Mirror Cabinet	a) 18mm MDF and 16mm Flakebaord,E1 Certification; b) PU High gloss white lacquer; c) 4mm silver mirror, two doors with soft closing hinges, wall hung design;	900	600	140	950	650	190	0.117	106
	Ceramic Basin	ceramic basin with 1 tap-hole	900	460	200	950	510	250	0.121	
	Bath Cabinet	a) 18mm MDF and 16mm Flakebaord,E1 Certification; b) PU High gloss white lacquer; c) 96mm hole distance chromed metal handle, 3 doors with soft closing hinges and 2 drawers with common rail; d) floor standing with kickboard design;	900	460	780	950	510	830	0.402	
	Total:								0.6406	


HB2015-85	Item	Description	Product Size			Assembled (mm)				
			L*W*H (mm)			L*W*H			CBM	40HC
	Mirror	a) 18mm MDF and 16mm Flakebaord,E1 Certification; b) PU High gloss white lacquer . c)4MM sliver mirror with board.	400	200	850	450	250	900	0.101	129
	Basin	Ceramic basin with 1 tap-hole	850	520	230	900	570	280	0.144	
	Cabinet	a) 18mm MDF and 16mm Flakebaord,E1 Certification; b) PU High gloss white lacquer; c) Round chromed metal handle, 2 doors with soft closing hinges and 3 drawers with common rail; d) floor standing with kickboard design;	820	330	800	870	380	850	0.281	
	Total:								0.5259	


HB3030	Item	Description	Product Size			Assembled (mm)				
			L*W*H (mm)			L*W*H			CBM	40HC
	Mirror Cabinet	a) 18mm MDF and 16mm Flakebaord,E1 Certification; b) PU High gloss white lacquer; c) 4mm silver mirror, two doors with soft closing hinges, wall hung design;	750	620	150	800	670	200	0.107	150
	Ceramic Basin	ceramic basin with 1 tap-hole	750	460	200	800	510	250	0.102	
	Bath Cabinet	a) 18mm MDF and 16mm Flakebaord,E1 Certification; b) PU High gloss white lacquer; c) Round chromed metal handle, 3 doors with soft closing hinges and 2 drawers with common rail; d) floor standing with kickboard design;	720	330	780	770	380	830	0.243	
	Total:								0.4521	


HB3072	Item	Description	Product Size			Assembled (mm)				
			L*W*H (mm)			L*W*H			CBM	40HC
	Mirror Cabinet	a) 18mm MDF and 16mm Flakebaord,E1 Certification; b) PU High gloss white lacquer; c) 4mm silver mirror, two doors with soft closing hinges, wall hung design;	750	600	140	800	650	190	0.099	152
	Ceramic Basin	ceramic basin with 1 tap-hole	750	465	180	800	515	230	0.095	
	Bath Cabinet	a) 18mm MDF and 16mm Flakebaord,E1 Certification; b) PU High gloss white lacquer; c)Metal handles, 1 door with soft closing hinges and 2 drawers with common rail;Four metal legs d) Wallhung design.	730	450	600	780	500	650	0.254	
	Total:								0.4471	


HB3049-900	Item	Description	Product Size			Assembled (mm)				
			L*W*H (mm)			L*W*H			CBM	40HC
	Mirror Cabinet	a) 18mm MDF and 16mm Flakebaord,E1 Certification; b) 4mm silver mirror, two doors with soft closing hinges, wall hung design;	900	600	150	950	650	200	0.124	139
	Ceramic Basin	ceramic basin with 1 tap-hole	900	460	180	950	510	230	0.111	
	Bath Cabinet	a) 18mm MDF and 16mm Flakebaord,E1 Certification; b)include handle,four drawers with soft closing rails. c)PU High gloss green lacquer; d) wallhung design.	880	450	500	930	500	550	0.256	
	Total:								0.4907	


HB3107	Item	Description	Product Size			Assembled (mm)				
			L*W*H (mm)			L*W*H	CBM	40HC		
	Mirror Cabinet	a) 18mm MDF and 16mm Flakeboard,E1 Certification; b) 4mm silver mirror, two doors with soft closing hinges, wall hung design;	900	750	150	950	800	200	0.152	144
	Ceramic Basin	ceramic basin with 1 tap-hole	900	460	180	950	510	230	0.111	
	Bath Cabinet	a) 18mm MDF and 16mm Flakeboard,E1 Certification; b) PU High gloss white lacquer with high gloss black front board. c) Inbuild handle,one drawer with soft closing rail, inside with grey colour plastic U shape; d) wall hung unit design,plywood back brace, with screws;	880	450	400	930	500	450	0.209	
	Total:								0.4727	


HB3202	Item	Description	Product Size			Assembled (mm)				
			L*W*H (mm)			L*W*H	CBM	40HC		
	Mirror	a) 18mm MDF and 16mm Flakeboard,E1 Certification; b) PU High gloss white lacquer; c) 4mm silver mirror with T5 lamp, CE certification; d) wall hung design;	750	750	120	800	800	170	0.109	173
	Ceramic Basin	ceramic basin with 1 tap-hole	750	460	200	800	510	250	0.102	
	Bath Cabinet	a) 18mm MDF and 16mm Flakeboard,E1 Certification; b) Front PU High gloss white lacquer, side boards are wenge colour melamine finish; c) inbuild handle,one drawer with soft closing rail,inside with grey colour plastic U shape; d) wall hung unit design,plywood back brace, with screws;	750	455	400	800	505	450	0.182	
	Total:								0.3926	


HB3068	Item	Description	Product Size			Assembled (mm)				
			L*W*H (mm)			L*W*H	CBM	40HC		
	Tall Cabinet (4 doors and 1 drawer)	a) 18mm MDF and 16mm Flakeboard,E1 Certification; b) PU High gloss white lacquer; c) Round chromed metal handle,4 doors with soft closing hinges and 1 drawer with common rail; d)Floor standing with kickboard design.	600	300	1850	650	350	1900	0.432	157


HB3019	Item	Description	Product Size			Assembled (mm)				
			L*W*H (mm)			L*W*H	CBM	40HC		
	Mirror Cabinet	a) 18mm MDF and 16mm Flakeboard,E1 Certification; b) walnut colour melamine finish; c) 4mm silver mirror, two doors with soft closing hinges, wall hung design;	680	750	140	730	800	190	0.111	87
	Resin Basin	resin basin with 1 tap-hole	690	460	180	740	510	230	0.087	
	Bath Cabinet	a) 18mm MDF and 16mm Flakeboard,E1 Certification; b) walnut colour melamine finish; c) inbuild handle, two drawers with soft closing rail, top drawer with grey colour plastic U shape; d) floor standing with kickboard design;	690	460	760	740	510	810	0.306	
	Side Cabinet	a) 18mm MDF and 16mm Flakeboard,E1 Certification; b) walnut colour melamine finish; c) inbuild handle, 2 same size door with soft closing hinges; d) wall hung unit design,plywood back brace, with screws;	400	350	1500	450	400	1550	0.279	
	Total:								0.7825	


HB5031-600	Item	Description	Product Size			Assembled (mm)				
			L*W*H (mm)			L*W*H		CBM	40HC	
	Mirror Board	a) 18mm MDF and 16mm Flakebaord,E1 Certification; b)PU High gloss white lacquer; c) 4mm silver mirror, wall hung design;	600	18	750	640	58	790	0.029	112
	Ceramic Basin	ceramic basin with 1 tap-hole	600	465	180	640	500	220	0.070	
	Bath Cabinet	a) 18mm MDF and 16mm Flakebaord,E1 Certification; b) PU High gloss white lacquer; c) Chromed handle,two drawers with soft close rail, top drawers with grey colour U shape; d) four wooden legs;	590	445	820	630	500	860	0.271	
	Side Cabinet	a) 18mm MDF and 16mm Flakebaord,E1 Certification; b) PU High gloss white lacquer; c) Chromed handle,two drawers with soft close rail, top drawers with grey colour U shape; d) four wooden legs;	400	350	1350	440	390	1390	0.239	
Total:									0.6091	


HB5032	Item	Description	Product Size			Assembled (mm)				
			L*W*H (mm)			L*W*H		CBM	40HC	
	Mirror	a)18mm MDF,E1 Certification; b) PU cream lacquer; c) 4mm silver mirror, wall hung design;	500	25	750	540	65	790	0.028	87
	Ceramic Basin	ceramic basin with 1 tap-hole	610	465	195	650	500	240	0.078	
	Bath Cabinet (Two doors)	a) 18mm MDF and 16mm Flakebaord,E1 Certification; b) PU cream lacquer,Two doors with one shelf inside	590	445	820	630	485	860	0.263	
	Side Cabinet (Three drawers)	a) 18mm MDF and 16mm Flakebaord,E1 Certification; b) PU cream lacquer,Three drawers with softclosing rails.	400	350	820	440	390	860	0.148	
	Side Cabinet (Two drawers one door)	a) 18mm MDF and 16mm Flakebaord,E1 Certification; b) PU cream lacquer,Two drawers,one door with softclosing rails and hinges.	450	350	1350	490	390	1390	0.266	
Total:									0.7817	


HB5047	Item	Description	Product Size			Assembled (mm)				
			L*W*H (mm)			L*W*H		CBM	40HC	
	Mirror	a)4mm sliver mirror with two lights on the side.	1000	20	800	1040	60	840	0.052	112
	Ceramic Basin	ceramic basin with 1 tap-hole	1000	465	180	1040	500	220	0.114	
	Bath Cabinet	a) 18mm MDF and 16mm Flakebaord,E1 Certification; b)Finger pull handles with two drawers, Top drawer with U shape plastic. c) PU cream lacquer; d) floor standing with kickboard design;	990	455	820	1030	495	860	0.438	
	Total:									


HB5050	Description	Description	Product Size			Assembled (mm)				
			L*W*H (mm)			L*W*H		CBM	40HC	
	Mirror Board	a) 18mm MDF and 16mm Flakebaord,E1 Certification; 4mm silver mirror. b) PVC grain of wood color ;	1200	150	800	1240	190	840	0.198	115
	Resin Basin	Resin basin with 1 tap-hole	1200	465	180	1240	505	220	0.198	
	Bath Cabinet	a) 18mm MDF and 16mm Flakebaord,E1 Certification; b)Metal handels with two drawers. c)PVC grain of wood color; d) Wallhung design.	1190	455	410	1230	495	450	0.198	
	Total:									


HB5051	Description	Description	Product Size			Assembled (mm)				
			L*W*H (mm)			L*W*H		CBM	40HC	
	Mirror Board	a) 18mm MDF and 16mm Flakebaord,E1 Certification; 4mm silver mirror. b) PVC grain of wood color ;	800	20	800	840	60	840	0.042	187
	Basin	Ceramic basin with 1 tap-hole	800	460	180	840	500	220	0.092	
	Bath Cabinet	a) 18mm MDF and 16mm Flakebaord,E1 Certification; b)Finger pull handels with two drawers. c)PVC grain of wood color; d) Wallhung design;	790	455	500	840	505	540	0.229	
	Total:									


HB5034	Description	Description	Product Size			Assembled (mm)				
			L*W*H (mm)			L*W*H			CBM	40HC
	Mirror	a)4mm sliver mirror with two lights on the side.	600	30	700	640	70	740	0.033	243
	Resin Basin	Resin basin with 1 tap-hole	700	465	180	740	505	220	0.082	
	Bath Cabinet	a) 18mm MDF and 16mm Flakebaord,E1 Certification; b)Metal handels with two drawers c)PVC grain of wood color; d) Wallhung design.	690	355	540	730	395	570	0.164	
	Total:								0.2797	


HB5053	Description	Description	Product Size			Assembled (mm)				
			L*W*H (mm)			L*W*H			CBM	40HC
	Mirror	a)4mm sliver mirror with two lights on the side.	600	30	700	640	70	740	0.033	238
	Ceramic Basin	Ceramic basin with 1 tap-hole	600	465	180	640	505	220	0.071	
	Bath Cabinet	a) 18mm MDF and 16mm Flakebaord,E1 Certification; b)Metal handels with two drawers with soft closing sliders c)PVC grain of white wood color; d) wall mount design;	590	455	540	630	495	580	0.181	
	Total:								0.2851	


HB5055	Description	Description	Product Size			Assembled (mm)				
			L*W*H (mm)			L*W*H			CBM	40HC
	Mirror	a)4mm sliver mirror with two lights on the side.	600	30	700	640	70	740	0.033	463
	Ceramic Basin	Ceramic basin with 1 tap-hole	500	300	100	530	330	130	0.023	
	Bath Cabinet	a) 18mm MDF and 16mm Flakebaord,E1 Certification; b)Metal handle with one door. c)PU High gloss white lacquer ; d) wall mounted design;	470	320	480	500	350	520	0.091	
	Total:								0.1469	


HB5056	Description	Description	Product Size			Assembled (mm)				
			L*W*H (mm)			L*W*H			CBM	40HC
	Mirror	a)4mm sliver mirror with two lights on the side.	1000	30	700	1050	70	740	0.054	112
	Ceramic Basin	Ceramic basin with 1 tap-hole	1020	470	200	1050	500	230	0.121	
	Bath Cabinet	a) 18mm MDF and 16mm Flakebaord,E1 Certification; b)include chromed handle, two doors with TOP hinge c)PU High gloss white lacquer; d) Floorstanding with four metal legs.	1000	450	840	1030	480	870	0.430	
	Total:								0.6053	


HB6106-550	Description	Description	Product Size			Assembled (mm)				
			L*W*H (mm)			L*W*H			CBM	40HC
	Basin	ceramic basin with one hole	550	460	200	600	510	250	0.077	241
	Bath Cabinet	1)18mm MDF &16mm flakeboard raw material ,E1 certification,Door panel & side panels & head board & kick board with High Gloss white PU lacquer outside finish,inside with melamine; Back panel & middle shelf & bottom board & external plinth panel with melamine and PVC edge; 2)High Gloss white PU lacquer; 3) two glass doors: 4)with 120mm aluminium alloy round metal legs; 5)soft closing hinges; 6)with adjustable shelves;	520	420	800	550	450	830	0.205	
	Total:								0.2819	


HB1465-White	Description	Description	Product Size			Assembled (mm)				
			L*W*H (mm)			L*W*H			CBM	40HC
	Resin Top Left Hand	Resin basin with 1 tap-hole	1000	473	100	1050	523	150	0.082	94
	Cabinet	a) 18mm MDF and 16mm Flakeboard,E1 Certification; b)One drawer on the right side unit and WC unit on the left side without toilet. c)PU High gloss white lacquer; d) floor standing with kickboard design;	970	470	780	1020	520	830	0.440	
	Toilet	Ceramic Toilet	470	461	385	520	511	435	0.116	
	Concealed Cistern	Plastic Concealed Cistern	500	180	750	530	210	780	0.087	
	Total:								0.7250	


HB1465-Walnut	Description	Description	Product Size			Assembled (mm)				
			L*W*H (mm)			L*W*H			CBM	40HC
	Resin Top Left Hand	Resin basin with 1 tap-hole	1000	473	100	1050	523	150	0.082	94
	Cabinet	a) 18mm MDF and 16mm Flakeboard,E1 Certification; b)One drawer on the right side unit and WC unit on the left side without toilet. c) MFC with walnut veneered. d) floor standing with kickboard design;	970	470	780	1020	520	830	0.440	
	Toilet	Ceramic Toilet	470	461	385	520	511	435	0.116	
	Concealed Cistern	Plastic Concealed Cistern	500	180	750	530	210	780	0.087	
	Total:								0.7250	


HB-DJ-001	Description	Description	Product Size			Assembled (mm)				
			L*W*H (mm)			L*W*H			CBM	40HC
	Mirror Cabinet	a) 18mm MDF and 16mm Flakeboard,E1 Certification; b) PVC on surface; c) 4mm silver mirror, two doors with soft closing hinges, wall hung design;	800	150	600	830	180	630	0.094	104
	Basin	ceramic basin with one hole	800	460	180	830	490	210	0.085	
	Bath Cabinet	a) 18mm MDF and 16mm Flakeboard,E1 Certification; b) PVC on surface; c) inbuild handle,two doors/two drawers with DTC hinges; d) wall hung unit design; e)Bath Cabinet:Two drawers with finger pull handle	780	450	550	810	480	580	0.226	
	Side Cabinet	a) 18mm MDF and 16mm Flakeboard,E1 Certification; b) PVC on surface; c) inbuild handle,two doors/two drawers with DTC hinges; d) wall hung unit design; e)Side Cabinet:Two doors with finger pull handles.	400	350	1500	430	380	1530	0.250	
	Total:								0.6550	

Tall Cabinet	Description	Description	Product Size			Assembled (mm)				
			L*W*H (mm)			L*W*H			CBM	40HC
	Top	1)18mm MDF &16mm flakeboard raw material ,E1 certification,High Gloss white PU lacquer outside finish,inside with melamine; 2)High Gloss white PU lacquer; 3) 2 doors and 2 drawers: 4)with HB-F02 handle and 120mm aluminium alloy round metal legs; 5) soft closing hinges; 6)with adjustable shelves;	400	450	1700	430	480	1730	0.33	207

O1	Description	Description	Product Size			Assembled (mm)				
			L*W*H (mm)			L*W*H			CBM	40HC
	Top	MDF Top board size:1600*900*40mm; leg size:600*200*695mm;	1700	970	110	1730	1000	140	0.18	175
	Base	bottom board size:800*500*25mm; high gloss; mail order packing Without Chairs	945	655	320	975	685	350	0.20	
	Total:									

X1	Description	Description	Product Size			Assembled (mm)				40HC
			L*W*H (mm)			L*W*H			CBM	
	Top	Top board size: 1600*900*43MM; leg size:1050*450*720MM; all visible surfaces are white high gloss; mail order packing Without Chairs	1700	970	110	1730	1000	140	0.18	93
	Base		1140	795	590	1170	825	620	0.55	
Total:										

X2	Description	Description	Product Size			Assembled (mm)				40HC
			L*W*H (mm)			L*W*H			CBM	
	Top	Top board size:1600*900*40mm; legs size: 180*150*695mm; bottom board size:800*500*25mm; All visible surfaces are high gloss; mail order packing Without Chairs	1700	970	110	1730	1000	140	0.18	209
	Base		965	575	246	995	605	276	0.14	
Total:										

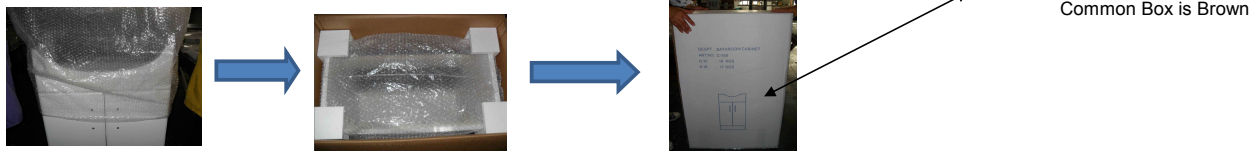
X3	Description	Description	Product Size			Assembled (mm)				40HC
			L*W*H (mm)			L*W*H			CBM	
	Top	Top board size: 1600*900*43MM; leg size:1300*500*720mm;; all visible surfaces are white high gloss; mail order packing Without Chairs	1700	970	110	1730	1000	140	0.18	75
	Base		1440	820	595	1470	850	625	0.72	
Total:										

**Remark:**

- 1) Quotation Date: 2016-3-1
- 2) The above price is based on FOB SHANGHAI, without faucet and pop-up price.
- 3) Price Validity: We keep 12 months for above price with currency exchange rate varies bellow 3%.  
7) Packing: Customized standard packing into 5 layer corrugated paper carton with pink shipping mark and 100mm air bubble bag inside, without pallet.
- 5) MOQ: 1x40HC (Each item 50pcs at least)
- 6) Payment: T/T with 30% deposit and balance paid against the copy of B/L;
- 7) Delivery time: 35 work days/order
- 8) Designed offered; OEM acceptable: sample lead time: 7 to 10 work days.
- 9) Other Fittings: soft closing door hinges and common drawer runner. If the drawer cabinet size is larger than 600mm, we use soft closing drawer runner and plastic U shape fitting.



**Assembly Packing Picture**



**Flat Packing Picture(With Pallet)**

